



**git**



**GitHub**

# Git

Git is a free and open source **distributed version control system** designed to handle everything from small to very large projects with speed and efficiency.

Git is easy to learn and has a tiny footprint with lightning fast performance. It outclasses SCM tools like *Subversion*, *CVS*, *Perforce*, and *ClearCase* with features like cheap local branching, convenient staging areas, and multiple workflows.



# GitHub

GitHub is a provider of Internet hosting for software development and version control.

Development of the GitHub.com platform began on October 19, 2007. The site was launched in April 2008 by *Tom Preston-Werner, Chris Wanstrath, P. J. Hyett and Scott Chacon.*

It has been a subsidiary of Microsoft since 2018.

**As of January 2020, GitHub reports having over 40 million users and more than 190 million repositories.**



THIS IS GIT. IT TRACKS COLLABORATIVE WORK  
ON PROJECTS THROUGH A BEAUTIFUL  
DISTRIBUTED GRAPH THEORY TREE MODEL.

COOL. HOW DO WE USE IT?

NO IDEA. JUST MEMORIZE THESE SHELL  
COMMANDS AND TYPE THEM TO SYNC UP.  
IF YOU GET ERRORS, SAVE YOUR WORK  
ELSEWHERE, DELETE THE PROJECT,  
AND DOWNLOAD A FRESH COPY.



# Basic Vocabulary

- **Repository:** A place for storing "files". With Git, this means your code folder
- **head:** A "pointer" to the latest code you were working on
- **add:** An action to ask Git to track a file
- **commit:** An action to save the current state — such that one can revisit this state if needed
- **remote:** A repository that isn't local. Can be in another folder or in the cloud (for example: Github)
- **pull:** An action to get updated code from the remote
- **push:** An action to send updated code to the remote
- **merge:** An action to combine two different versions of code
- **status:** Displays information about current repository status

# GitHub Desktop

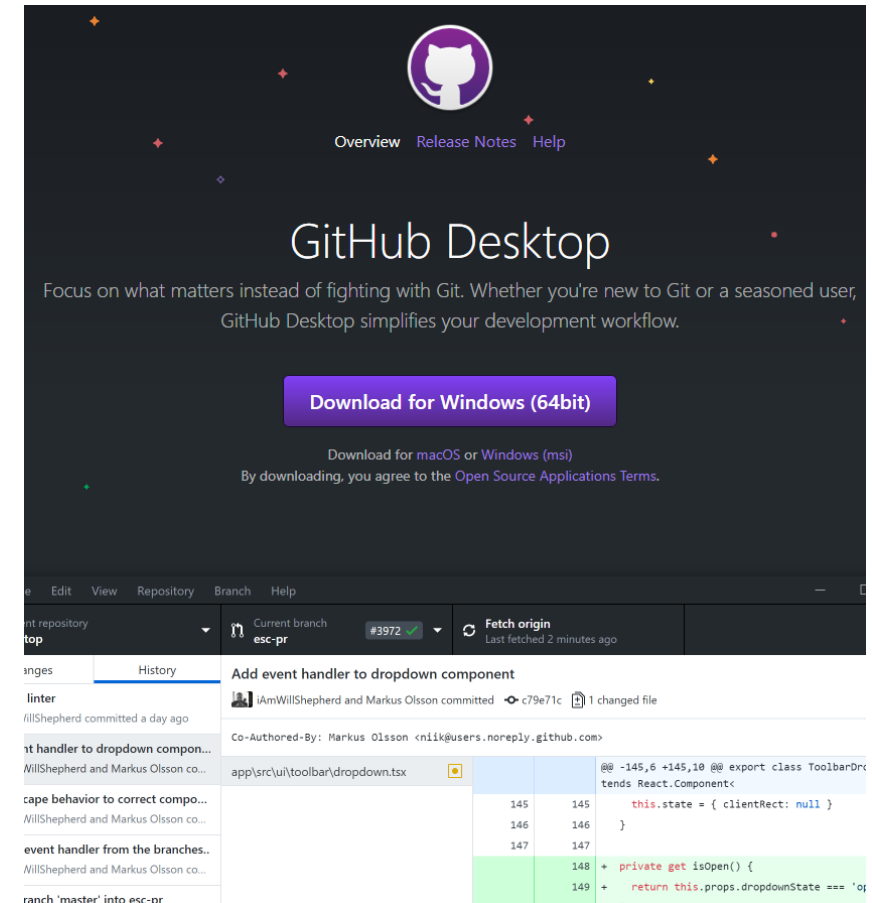
Tueh - 2023

# GitHub Desktop

Focus on what matters instead of fighting with Git.

Whether you're new to Git or a seasoned user, GitHub Desktop simplifies your development workflow.

<https://desktop.github.com>





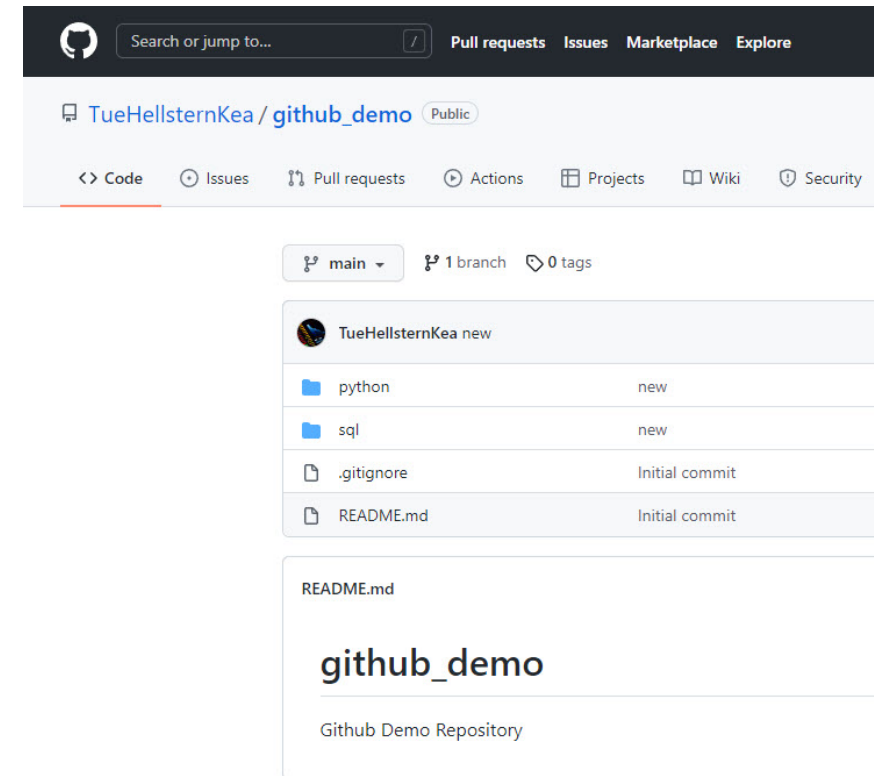
# Courses GitHub repository

[https://github.com/TueHellsternKea/github\\_demo](https://github.com/TueHellsternKea/github_demo)

# GitHub Repository

[https://github.com/TueHellsternKea/github\\_demo](https://github.com/TueHellsternKea/github_demo)

- Clone this repository
- Run the Python file - **snowflake.py** - on your local computer
- Run the SQL file - **northwind.sql** - in MySQL Workbench



Courses :: Guides

# Blog - HubSpot Product Team

*New to git? Follow the steps below to get comfortable making changes to the code base, opening up a pull request (PR), and merging code into the primary branch.*

[An Intro to Git and GitHub for Beginners](#)

# GitHub Guides

- [Hello World](#) *10 min read*
- [Understanding the GitHub flow](#) *5 min read*
- [Git Handbook](#) *10 min read*

# Git Cheat Sheets

[Cheat Sheets UK](#)

[The Official GitHub Training Manual](#)

**Microsoft**

## **Introduction to GitHub**

<https://docs.microsoft.com/en-us/learn/modules/introduction-to-github/>

*1 hr 12 min*




# Microsoft

## Introduction to GitHub in Visual Studio Code

<https://docs.microsoft.com/en-us/learn/modules/introduction-to-github-visual-studio-code/>

*22 min*



# LinkedIn Learning

## Learning GitHub

Version control and collaboration  
with GitHub

*2 hr 11 min*

The screenshot shows the LinkedIn Learning interface for the course "Learning GitHub: Version control and collaboration with GitHub". The course has 1,175 likes and 14,037 views, with 246 active learners. The interface includes a navigation menu on the left with the following items:

- Introduction
  - Version control and collaboration with GitHub (1m 1s)
  - Using lab.github.com (2m 13s)
- 1. The Basics of Working on GitHub
  - What is Git? (3m 20s)
  - What is GitHub? (1m 55s)
  - Exploring GitHub (7m 25s)
  - The GitHub workflow: Idea to commit (4m 15s)
  - The GitHub workflow: Pull request to production (3m 20s)
  - Get started with GitHub Learning Lab (2m 44s)
- 2. Working Locally with the Command Line

The main content area features a video player with a play button and a large gear icon in the background. Below the video player, there are tabs for "Overview", "Q&A", "Notebook", and "Transcript". The "Overview" tab is selected. Below the tabs, the "INSTRUCTORS" section lists Aaron Stewart and GitHub as 2 instructors. The "RELATED TO THIS COURSE" section lists "Learning Groups" with a "Show all" link.



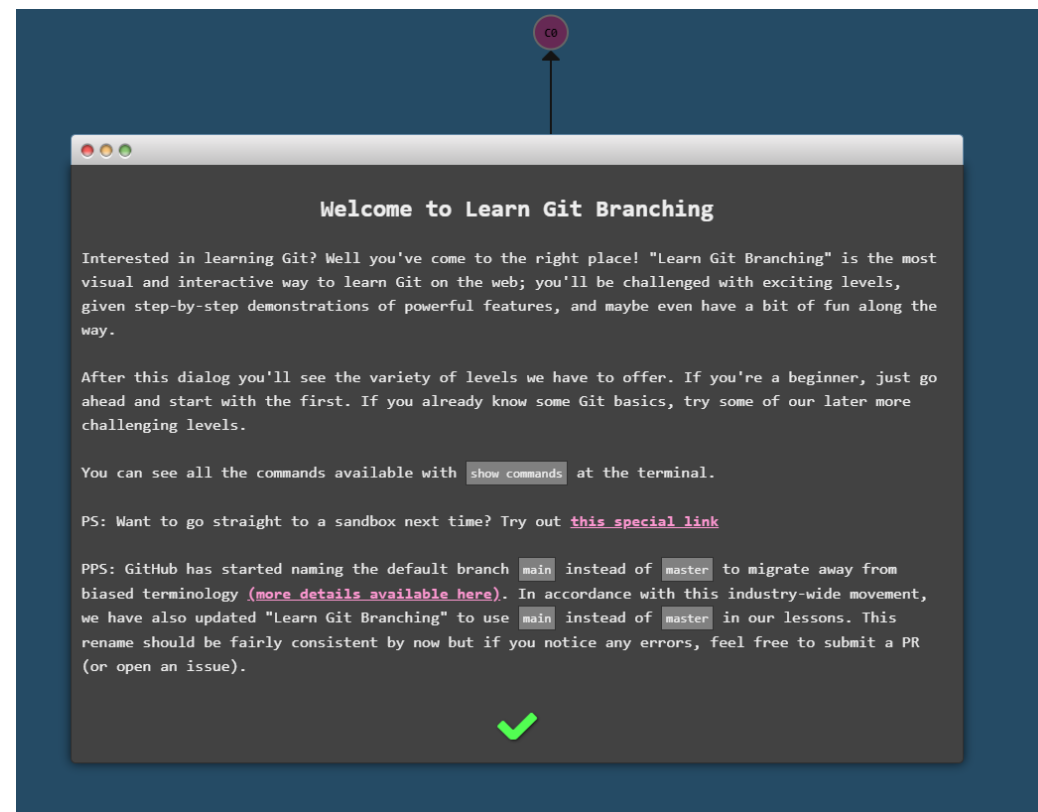
# Learn Git Branching

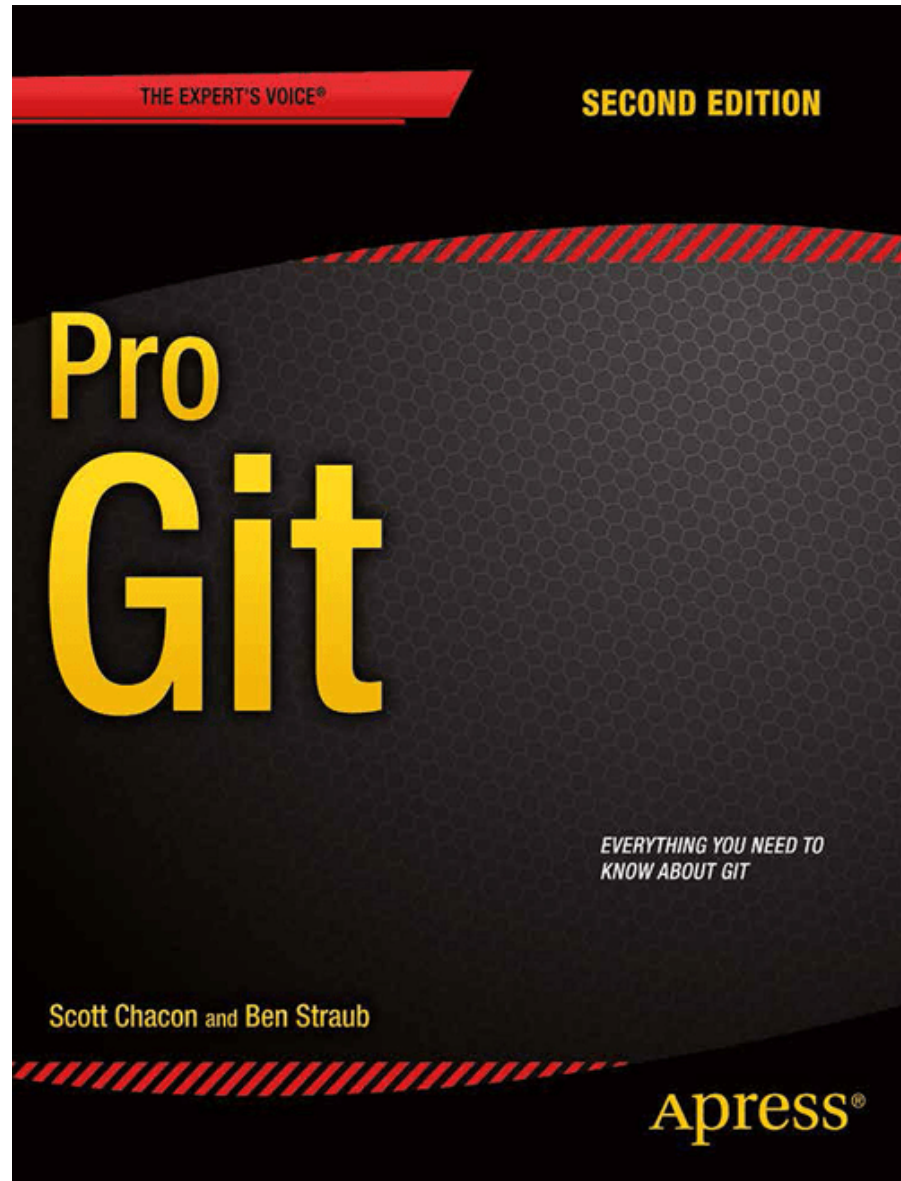
Interested in learning Git?

Well you've come to the right place!

"Learn Git Branching" is the most visual and interactive way to learn Git on the web; you'll be challenged with exciting levels, given step-by-step demonstrations of powerful features, and maybe even have a bit of fun along the way.

<https://learngitbranching.js.org>





## Pro Git

Pro Git by Scott Chacon and Ben Straub is available to read online for free.

<https://git-scm.com/book/en/v2>